

# Steelforce Pro 675 SLS Conference + XL

## Dual step, sit-stand, height electrically adjustable

Height (mm)	min. 615 / max. 1275
Stroke (mm)	660
Speed (mm/s)	39
Width Standard version (mm)	min. 2100 / max. 2400
Width XL version (mm)	min. 2500 / max. 3000
Length of feet	1x 750 mm / 2x 600 mm
Column size (mm)	60 x 90
Dynamic capacity (kg)	150
Noise dB(A)	<55
Power	V 220 - 240
Plug type	Replaceable
Weight (kg)	48

Legs, feet, top supports and crossbars made of powder-coated steel.  
Soft start & stop function.  
Spindle lifting system and low energy consumption.

## Surface colour Standard version

Surface colour		Purchase code
Pure Silver	●	SLS37E05016483EU-0
Traffic White	○	SLS37E05016429EU-0
Jet Black	●	SLS37E05016490EU-0

## Surface colour XL-version

Surface colour		Purchase code
Pure Silver	●	SLS37H05017483EU-0
Traffic White	○	SLS37H05017429EU-0
Jet Black	●	SLS37H05017490EU-0

## Packing dimension single unit

Box 1. 945 x 275 x 168 (LxWxH - mm)

Box 2. 945 x 275 x 168 (LxWxH - mm)

## Packing dimension pallet (12 frames)

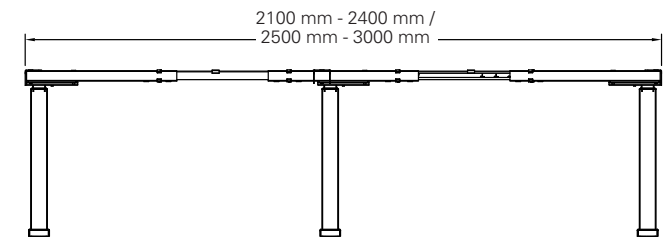
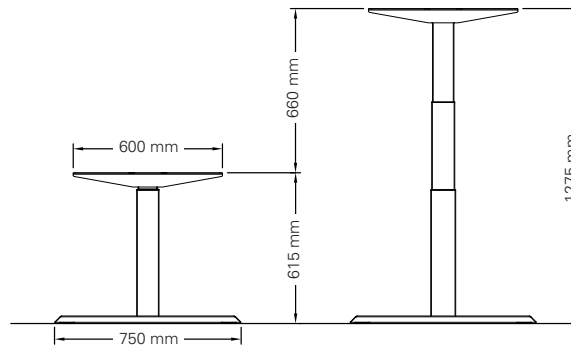
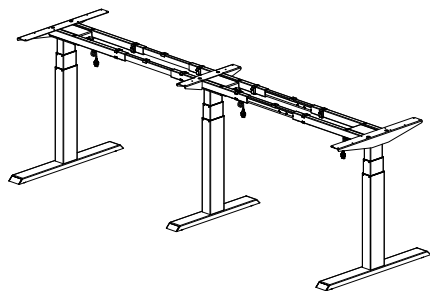
1140 x 1130 x 1210 (LxWxH - mm)

## Accessories

Please see the accessories section to personalise your height adjustable frame.



Tested according to IEC 60335-1 by Intertek.



actiforce